

St Nicholas School Weekly Newsletter

Learning Together

Friday 13th
October 2023



Dear Parents,

We have had another busy week here at St Nicholas School and there has been lots of focused learning happening in classrooms.

Sensory Week: The staff and children thoroughly enjoyed Sensory Week this week. They have loved exploring a range of sensory materials such as shaving foam, cornflour and water, shredded paper and blowing bubbles out of watery paint. It certainly has been a messy week but the children and staff certainly enjoyed it. There were lots of happy children. Mufti Day was also great today and certainly brightened up a drab and dreary day. Thank you to Lisa Talbot for organising all of the activities. I will add photos to the newsletter once all GDPR forms are complete.

Coffee Morning: Thank you to all of the parents who attended the Chill and Chat Coffee Morning earlier in the week. The chill and chat sessions are there for you to make connections with other parents and facilitate conversation to find out advice and support. Thank you to those parents who were confident to ask questions and for those who were supporting with their advice. It was a very positive session built on trust and openness between parents. The next chill and chat coffee morning is on Wednesday 1st November.

Harvest: On Wednesday 18th October, we will celebrate Harvest at St Nicholas School with the children. We will be asking for food donations between Monday 9th October and Tuesday 17th October from each class that will be donated to The Purley Food Hub and the St Nicholas School Community Cupboard. The Purley Food Hub runs from a local church in Purley and provides vital provisions for low-income families in Croydon. The St Nicholas Community Cupboard is organised by our Family Liaison Juliet Bellgambi. This can be accessed by our families here at St Nicholas School. If you feel you may need support, please speak to Juliet Bellgambi. A letter with further information about Harvest Donations has been sent out on Weduc. Thank you to those families who have already sent in their donations.

Nut Free School: As a reminder, we are a **NUT FREE SCHOOL**. No nut products must be brought into school in lunch boxes or as snacks. This includes peanut flavoured crisps, yogurts or chocolate. We have children and staff with nut allergies in school. If staff members see nut products in lunch boxes, we will be removing them to ensure the safety of others.

GDPR Form: Please can you make sure you complete the GDPR form on Weduc that gives permissions for photo use around school and on the school website. Please can you complete by Friday 3rd November.

Important Dates

Tuesday 17th October: Flu immunisation
Tuesday 17th October: Parent Coffee Morning – How the school can support your family with Juliet and Gaynor
Wednesday 18th October: Harvest
Wednesday 18th October: Reception Parents Evening 4:00-6:30pm
Friday 20th October: Superhero Day for MENCAP (dress as a superhero).
Friday 20th October: Last Day of Term
Monday 23rd October – Friday 27th October: Half Term
Monday 30th October: Children return
Wednesday 1st November: Chill and chat Coffee Morning
Wednesday 8th November: Parents Evening for years 1-6 4:00-6:30pm
Wednesday 8th November and Thursday 9th November: School Photos
Monday 13th November: Social Stories Coffee Morning
Wednesday 15th November: School dentist
Thursday 23rd November: Introduction to Little Wandle Phonics Scheme Coffee Morning
Friday 24th November: School Closed for pupils. Staff INSET
Tuesday 28th November: Winter craft KS1
Wednesday 29th November: Winter Craft KS2
Wednesday 29th November: M&M Productions 'Snow White'
Monday 4th December: PECS coffee morning
Wednesday 13th December: KS1 show am and KS2 show pm
Thursday 14th December: KS2 show am and KS1 show pm
Thursday 21st December: Last day of term. Break up at 1:30

St Nicholas School Weekly Newsletter

Learning Together



Parent Facebook Page: The Parents of St Nicholas Purley Facebook Page is a page that has been set up by parents as a support and information sharing network. Parents should not be using the page to raise concerns about a teacher, a class team or the school. In the first instance, you should be messaging your child's class teacher about any concerns. Staff are very good at informing the SLT when issues arise. If you feel it is necessary, you can also message a member of SLT for further support. If you feel that your concern has not been dealt with satisfactorily, you can then raise the concern with myself via the Complaints Policy (this is on the school website). Parents should not be posting screenshots of Weduc messages they have received from a class teacher and should also not be naming the class teacher or class name online. I have written a Parent Code of Conduct and updated the Home/School Agreement which will be sent out to parents before the half term.

In addition to this, if you speak to a teacher or a member of staff over the phone or face to face, please can we make sure that we are respectful to each other. Threatening and abusive language **will not be** tolerated in face to face conversations, in messages/emails or online. In school, we teach and remind the children to 'Be Kind' and as adults we should be modelling this behaviour. I understand that as parents you have concerns, all that I ask is that you go through the correct channels to deal with them.

Thank you for your understanding.

Croydon SEND Strategy Launch: Last Monday, a small group of our Year 6 children were invited to the Croydon SEND Strategy Launch to discuss what they have been learning in school. They did an excellent job of talking about Mexico – which is their topic this term. They were able to talk about where Mexico is, the language they speak, what they like to eat and popular places to visit in Mexico. We also had some joke telling by 1 child. The children did an amazing job and represented the school excellently. After we left, the children also met Croydon's elected mayor, Jason Perry, which they were very excited about.



World Mental Health Day: Earlier in the week, the staff at St Nicholas celebrated World Mental Health Day by wearing yellow in school. It was a very bright day walking around school. Thank you to Sarah Holliday and the Well-being Committee for organising.

Superhero Day MENCAP: On Friday 20th October, we will have a mufti day for MENCAP. The theme for this day is Superhero Challenge and children are able to come to school in a superhero costume. If you do not have a superhero costume, you can be as creative as you wish and create your own, or the children can come in in their own clothes. We know there is a cost of living crisis and are not expecting parents to go out and buy costumes. If you are able to, we are collecting a £1 donation via Weduc for MENCAP – a charity that raises vital funds to support people with a learning disability.

Little Wandle Phonics Scheme: This academic year, we have introduced a new phonic scheme at school. The new scheme is called 'Little Wandle Phonics'. We have chosen this scheme as it has developed an SEND (special education needs and disabilities) programme that mirrors the main Little Wandle Letters and Sounds Revised Phonics Programme. It has adaptations and support in place that make it possible for schools, special schools and providers to meet the needs of all their learners. It has been created to help children learn to read using the right level of challenge for each child and using the graduated approach if needed. It also considers the needs of sight-readers and support children with fluency and comprehension.

We have lots of new exciting resources in school too! The English Team are currently supporting teachers to roll out the programme of phonics learning, and we are starting by assessing all of the children in the next few weeks. There will be new reading books and online books coming soon.

We have also put in a coffee morning on Thursday 23rd November to introduce this to parents so that you can also support your child with their phonics and reading at home.

To support you children with phonics at home, please see the sound guides at the end of the newsletter for each phase of phonics. If you are unsure which phase phonics your child is on, please contact your child's class teacher who will let you know.

Dinner Money Debt: As you are aware this year, children in Key Stage 2 are also included in the universal free school meal scheme. However, there are some parents in Years 4, 5 and 6 who have a dinner money debt from the last academic year before the scheme was introduced. Please can those parents contact the school office to make arrangements to pay. We are happy to discuss a payment plan. We will be sending out Key Stage 2 debt letters after the half term.

Absence reporting: If your child is absent due to illness or for a medical appointment, please can you do this via Weduc or pressing 2 on the phone system and leave a message. Please give a specific reason for the absence so that we can mark it on the registers. We urge that rather than saying your child is 'unwell', you let us know the illness they have e.g. vomiting/diarrhoea/headache etc so that we can keep a track of illnesses in the school and if there are any contagious infections. In some cases, we need to alert the Public Health Agency. **Please note that if you do not inform us of absence, it goes down as an 'N' code in the registers which is an unauthorised absence.** Further, if your child is sick or un-well when they are in school, we will call parents to ask you to come and collect them **immediately**. Please make sure that we have the correct phone numbers for both contacts.

I hope you all have a lovely weekend.













Many Thanks
Katie Goodwin
Head Teacher











Please continue scrolling for phonics sounds























How to say the Phase 2 sounds

If the child cannot make accurate speech sounds, accept the sounds they make.

Grapheme card	Picture card	Pronunciation phrase
		Show your teeth and let the s hiss out ssssss
		Open your mouth wide and make the a sound at the back of your mouth a
		Open your lips; put the tip of your tongue behind your teeth and press t
		Bring your lips together, push them open and say p
		Pull your lips back and make the i sound at the back of your mouth i
		Open your lips a bit; put your tongue behind your teeth and make the nnnnn sound nnnnn
		Put your lips together and make the mmmmm sound mmmmm
		Put your tongue to the top and front of your mouth and make a quick d sound d
		Give me a big smile that shows your teeth; press the middle of your tongue to the top and back of your mouth; push your tongue down and forward to make the g sound g
		Make your mouth into a round shape and say o









Grapheme card	Picture card	Pronunciation phrase
		Open your mouth into a little smile; make your tongue flat and move it up towards the top of your mouth to say c
		Open your mouth into a little smile; make your tongue flat and move it up towards the top of your mouth to say k
		Open your mouth into a little smile; make your tongue flat and move it up towards the top of your mouth to say ck
		Open your mouth wide and say e
		Open your mouth wide and say u
		Show me your teeth to make a rrrrr sound rrrrr







		Open your mouth and breathe out sharply h
		Put your lips together and say b as you open them b
		Open your lips a little; put your teeth on your bottom lip and push the air out to make the sound fffff
		Open your mouth a little; put your tongue up to the top of your mouth, behind your teeth, and press lllll
		Pucker your lips and show your teeth; use your tongue as you say j

Grapheme card	Picture card	Pronunciation phrase
		Put your teeth against your bottom lip and make a buzzing sound vvvvv
		Pucker your lips and keep them small as you say w
		Mouth open, then push the cs/x sound through as you close your mouth cs (x)
		Smile, tongue to the top of your mouth; say y without opening your mouth y
		Show me your teeth and buzz the z sound zzzzz
		Pucker your mouth, then open it as you say qu
		Pucker your lips and show your teeth; use your tongue as you say ch
		Show me your teeth and push the air out shshshshshsh
		Voiced: Tongue on your teeth, teeth almost closed to make a 'buzzing' th Unvoiced: Tongue on your teeth, push the air out th
		Open your mouth a bit and then use your tongue at the back of your mouth to say ng
		Open your mouth a bit and then use your tongue at the back of your mouth to say nk

How to say the Phase 3 sounds









If the child cannot make accurate speech sounds, accept the sounds they make.







Grapheme	Catchphrase	Pronunciation phrase	Grapheme	Catchphrase	Pronunciation phrase
ai	 tail in the rain	Open your mouth wide and say ai	oo	 hook a book	Pucker your lips and keep them small as you say oo
ee	 sheep in a jeep	Smile with your lips apart and say ee	oo	 zoom to the moon	Open your mouth just a bit, put your hand on your tummy, pull your tummy in and say oo
igh	 a light in the night	Open your mouth in a relaxed way and say igh	ar	 march in the dark	Open your mouth wide, push your tongue down and say ar
oa	 soap that goat	Make an 'o' with your mouth and say oa	or	 born with a horn	Make an 'o' with your mouth, push your tongue down and say or



Grapheme	Catchphrase	Pronunciation phrase	Grapheme	Catchphrase	Pronunciation phrase
ur	 curl the fur	Open your mouth in a relaxed way, push your tongue down and say ur	ear	 get near to hear	Smile with your lips apart, push your tongue to your teeth as you say ear
ow	 wow owl	Open your mouth wide then move your lips together as you say ow	air	 chair in the air	Open your mouth wide, push your tongue down as you say air
oi	 boing boing	Make an 'o' with your mouth then move your lips out as you say oi	er	 a bigger digger	Open your mouth in a relaxed way, push your tongue down and say ur









How to say the Phase 5 sounds





If the child cannot make accurate speech sounds, accept the sounds they make.





Grapheme and phoneme	Picture	Pronunciation phrase	Grapheme and phoneme	Picture	Pronunciation phrase
ay /ai/	 crayons	Open your mouth wide and say ai	ir /ur/	 brld	Open your mouth in a relaxed way, push your tongue down and say ur
ou /ow/	 cloud	Open your mouth wide then move your lips together as you say ow	ie /igh/	 pie	Open your mouth in a relaxed way and say igh
oy /oi/	 toy	Make an 'o' with your mouth, then move your lips out as you say oi	ue /ool/	 blue	Pucker your lips and keep them small as you say oo
ea /eel/	 beach	Smile with your lips apart and say ee	ue /yool/	 statue	Pucker your lips and keep them small as you say yoo

Grapheme and phoneme	Picture	Pronunciation phrase	Grapheme and phoneme	Picture	Pronunciation phrase
u /yool/	 unicorn	Pucker your lips and keep them small as you say yoo	e /eel/	 lemur	Smile with your lips apart and say ee
o /oa/	 robot	Make an 'o' with your mouth and say oa	ow /oa/	 rainbow	Make an 'o' with your mouth and say oa
i /igh/	 spider	Open your mouth in a relaxed way and say igh	a-e /ai/	 cake	Open your mouth wide and say ai























a /ai/	 apron	Open your mouth wide and say ai
i-e /igh/	 bike	Open your mouth in a relaxed way and say igh

Grapheme and phoneme	Picture	Pronunciation phrase	Grapheme and phoneme	Picture	Pronunciation phrase
wh /w/	 wheel	Pucker your lips and keep them small as you say w	c /s/	 mice	Show your teeth and let the s hiss out
y /igh/	 butterfly	Open your mouth in a relaxed way and say igh	ph /f/	 elephant	Open your lips a little; put your teeth on your bottom lip and push the air out to make the sound f
g /j/	 giant	Pucker your lips and show your teeth; use your tongue as you say j	are /air/	 square	Open your mouth wide, push your tongue down and say air
dge /j/	 bridge	Pucker your lips and show your teeth; use your tongue as you say j	se /z/	 cheese	Show me your teeth and buzz the z sound zzzzz

Grapheme and phoneme	Picture	Pronunciation phrase	Grapheme and phoneme	Picture	Pronunciation phrase
le /l/	 apple	Open your mouth a little; put your tongue up to the top of your mouth, behind your teeth, and press lllll	a /or/	 ball	Make an 'o' with your mouth, push your tongue down and say or
ve /v/	 leaves	Put your teeth against your bottom lip and make a buzzing sound vvvvv	ti /sh/	 station	Show me your teeth and push the air out shshshshshsh

o /u/	 gloves	Open your mouth wide and say u	ci /sh/	 magician	Show me your teeth and push the air out shshshshshsh
a /o/	 watch	Make your mouth into a round shape and say o	ore /or/	 snore	Make an 'o' with your mouth, push your tongue down and say or

SEND core graphemes with more than one sound

a	 astronaut	 apron	ea	 beach	 bread
e	 elephant	 lemur	ie	 pie	 shield
i	 iguana	 spider	y	 yoyo	 jelly
o	 octopus	 robot	c	 cat	 mice
u	 umbrella	 unicorn	g	 goat	 giant
ow	 owl	 rainbow			